

A reprint from

# American Scientist

the magazine of Sigma Xi, The Scientific Research Society

This reprint is provided for personal and noncommercial use. For any other use, please send a request to Permissions, American Scientist, P.O. Box 13975, Research Triangle Park, NC, 27709, U.S.A., or by electronic mail to [perms@amsci.org](mailto:perms@amsci.org). ©Sigma Xi, The Scientific Research Society and other rightsholders

# The Psychoacoustics of Harmony Perception

*Centuries after three-part harmony entered Western music, research is starting to clarify why different chords sound tense or resolved, cheerful or melancholy*

Norman D. Cook and Takefumi Hayashi

Sing your favorite college fight song or the United States national anthem to a suitable instrumental accompaniment, and the chances are that you will hear lots of stirring major chords. The *Star-Spangled Banner* is a perfect example: When you sing “Oh say, can you see?” you are singing the three notes (one of them raised an octave) of a major chord.

Now think of a wistful, pensive song, and there is a good chance that the mood will be set by minor chords. For example, in the Beatles’ *Yesterday*, when Paul McCartney intones “Why she had to go, I don’t know, she wouldn’t say,” the notes “why-had-go” form a minor triad.

Music theorists were, of course, aware of the different emotional resonance of major and minor chords long before Sir Paul wrote his opus. Jean-Philippe Rameau, the French composer and author of an influential book on harmony, wrote in 1722: “The major mode is suitable for songs of mirth and rejoicing,” sometimes “tempests and furies,” and sometimes “tender and gay songs,” as well as “grandeur and magnificence.” The minor mode, on the other hand, is suitable for “sweet-

ness or tenderness, plaints, and mournful songs.”

The major/minor distinction entered Western music during the Renaissance era, as composers moved away from the monophonic melodies and two-part harmonies used, for instance, in Gregorian chants and embraced harmony based on three-tone chords (or *triads*). Composers found that triadic harmony allowed them to tap a deeper range of emotions, of conflict and resolution. That is why, to the modern ear accustomed to chords, Gregorian chants sound curiously monotonous and emotionally flat.

Major and minor chords remain absolutely central to Western music, as well as to non-Western traditions in which three-tone chords are not used, but short melodic sequences often imply major or minor modes. And yet the psychological effect remains unexplained. Today, this question has somehow become an embarrassment to theorists. For example, in a book on music psychology, John Sloboda makes brief reference to research indicating that the major and minor modes elicit positive and negative emotions in both adults and children as young as three years, but neglects to discuss this remarkable fact (*Exploring the Musical Mind*, 2005). In David Huron’s *Sweet Anticipation* (2006), the entire issue is relegated to a single footnote. Most theorists are adamant that the association of major keys with positive emotions, and minor keys with negative emotions, is a learned response. It is simply the “Western idiom,” and pointless to explain in the same way that it is pointless to explain the conventions of English spelling or grammar.

We believe, however, that the different emotional responses to minor and major have a biological basis. But before we venture into such controversial territory, we propose to answer a simpler question first: Why do some chords sound stable and resolved, and give a sense of musical finality, whereas other chords leave us in the air and expecting some sort of resolution?

Psychophysical research has provided part of the answer. More than a century ago, Hermann Helmholtz identified the acoustic basis of musical *dissonance*. There is more going on in a triad than mere dissonance or consonance, however; some relatively consonant chords nevertheless feel unresolved. We have therefore developed an acoustical model of harmony perception that explains harmony in terms of the relative positions of three pitches. In particular, we have identified two qualities that we call *tension* and *valence*, which together explain the perception of “stability” and explain how major chords differ acoustically from minor chords. This model will give us a basis for speculating on the reasons for their different emotional connotations.

## Upper Partial

The scientific explanation of music begins with the wave structure of tones. Even a single isolated tone is more complex than it appears, due to the presence of so-called *upper partials* (or higher harmonics). This one fact of physical acoustics was unknown to Renaissance theorists, but is easily studied today with a laptop computer and appropriate software. The effects of the upper partials underlie many of the subtler phenomena of musical harmony.

---

*Norman D. Cook is a psychologist interested in the higher cognitive functions of Homo sapiens, notably music perception, speech prosody, pictorial depth perception and the reverse perspective illusion. He is a professor of informatics at Kansai University, Osaka, Japan. Takefumi Hayashi, who received his Ph.D. in engineering from Nagoya University in 1992, does research in human psychophysics and computer graphics. He is also a professor of informatics at Kansai University. Address for Cook: cook@res.kutc.kansai-u.ac.jp*



Figure 1. Music theorists have long been aware of the different emotional resonances of, for example, major and minor chords. The distinction between these two chord types entered Western music during the Renaissance, when two-part harmonies were supplanted by three-tone chords. Although most theorists maintain that human responses to these chords are learned responses, the authors argue for a biological basis. Their acoustical model explains harmony in terms of the relative positions of the three notes in a triad and how their complex higher harmonics, or *upper partials*, interact with them. Barbershop quartets place particular emphasis on achieving the greatest possible amount of consonance in their three- and four-part harmonies. They also exemplify the use of upper partials; accomplished quartets can lend the impression that there are actually five voices. (Photograph courtesy of the Barbershop Harmony Society/Max Duryea.)

The basic pitch of an isolated tone can be described in terms of its “fundamental frequency” (denoted  $F_0$ , and expressed in terms of cycles per second, or hertz [Hz]). The  $F_0$  can be illustrated as a sine wave, as in Figure 3. Associated with the  $F_0$  are several upper partials— $F_1$ ,  $F_2$ ,  $F_3$  and so on—which are sound waves that vibrate at multiples of the fundamental frequency. For example, if the  $F_0$  is middle-C (261 Hz), then  $F_1$  is 522 Hz,  $F_2$  is 783 Hz and so on.

Any musical sound (other than a pure sine wave) will necessarily be a combination of these partials. The number and strength of the various partials give each note its unique timbre, and make a mid-

dle-C on a piano, for example, sound different from the same note played on a saxophone. In general, the upper partials become weaker and weaker and can eventually be ignored, but at least the first five or six partials have a significant effect on our perception.

The “upper partial story” would be easy if all of the partials were separated by octaves, but that is not the case, because pitch perception scales logarithmically. That is, although the first upper partial falls one octave higher than the fundamental frequency, further multiples of the  $F_0$  fall at gradually smaller and smaller intervals above that (Figure 3b). Thus, if the fundamen-

tal frequency is middle-C, then  $F_1$  is an octave above middle-C (written  $C'$ ). However, the next partial,  $F_2$ , is *between* one and two octaves above middle-C, because its frequency is only  $3/2$  the frequency of  $F_1$ . In Western music, this tone is called  $G'$ . Thus, as illustrated in Figure 3, the middle-C on a piano comprises a mixture of tones:  $C$ ,  $C'$ ,  $G'$ ,  $C''$ ,  $E''$ , and so on. This surprising fact makes the phenomenon of harmony more complex, but at the same time far more musically interesting.

#### Consonance and Dissonance

Like isolated tones, two-tone intervals are normally described in terms

of their fundamental tones. But when a piano player strikes two notes on the keyboard, a smorgasbord of upper partials enters into the listener's ears (see Figure 3c).

Beginning with Hermann Helmholtz in 1877, several generations of experimentalists have studied the perception of consonance or dissonance of different intervals. They have consistently found that normal listeners hear an "unpleasant," "grating" or "unsettled" sonority whenever two tones are one or two semitones apart. (One semitone is the interval between two adjacent notes, white or black, on the keyboard.) In addition, two tones separated by 11 semitones are also notably dissonant, despite the fact that they do not lie close to one another on a keyboard, and an interval of 6 semitones is perceived as mildly dissonant (see Figure 4a).

In 1965, psychologists Reinier Plomp and Willem Levelt explained the experimental perception of dissonance by using a theoretical curve (see Figure 4b) to represent the dissonance between two pure sine waves. This curve does not explain the dissonance of large intervals such as 6 or 11 semitones. However, when Plomp and Levelt added more and more upper partials, the "total dissonance" gradually came to resemble the empirical curve very closely. As shown in Figure 4c, the model of Plomp and Levelt predicts small decreases in dissonance at or near to many of the intervals of the diatonic scales (3, 4, 5, 7, 9 and 12 semitones).

The match between the minima of dissonance and the tones of the most common musical scales means that the spacing of the tones in scales is not an

arbitrary invention. On the contrary, it is a consequence of the way that the human auditory system works, and it is no surprise to see the same intervals used in different musical cultures around the world. Some tone combinations have lesser dissonance, and music that is constructed with these less dissonant intervals is more pleasing to the human ear. Of course, the creation of "pleasant music" requires much more than simply avoiding dissonance. Indeed, some musical traditions or styles may actually encourage dissonance. Nevertheless, the amount of consonance or dissonance employed will always be an important factor in how the music is perceived.

### Triads

The perception of chords—whether they are 3-tone triads, 4-tone tetrads or more complex chords and cadences—is likewise influenced by upper partials. In a triadic chord, as in a 2-tone interval, the frequencies with the greatest amplitude are usually those of the fundamentals, the three distinct notes that are written in the musical score. The upper partials usually have smaller amplitudes, but give the chord a rich feeling that we might call its overall "sonority." On rare occasions—such as in barbershop quartet singing—the upper partials may reinforce each other to such an extent that they are almost as strong as the fundamentals, and this creates the much-coveted illusion of a "fifth voice."

For simplicity, though, let us begin the discussion of triadic harmony by considering only the fundamental frequencies. The three pitches can be plotted on a "triadic grid," as shown



The Art Archive/Musee des Beaux Arts Dijon/Gianni Dagli Orti

Figure 2. Jean-Philippe Rameau, a French composer and author, wrote his *Treatise on Harmony* in 1722, one of the first and most influential studies of harmony in Western music. His book noted the profound emotional difference between major and minor chords: "The major mode is suitable for songs of mirth and rejoicing," he wrote, while the minor mode was suitable for "plaints, and mournful songs."

in Figure 5, with the size of the lower interval shown on the vertical axis and the size of the higher interval on the horizontal axis. (As before, these interval widths are expressed in semitones.) For example, a major chord in "root position" has a lower interval of 4 semitones and an upper interval of 3 semitones (grid position 4–3). Any other triad in Western music can also be specified by its location on the triadic grid. Other musical cultures employ different scales, and may thus have

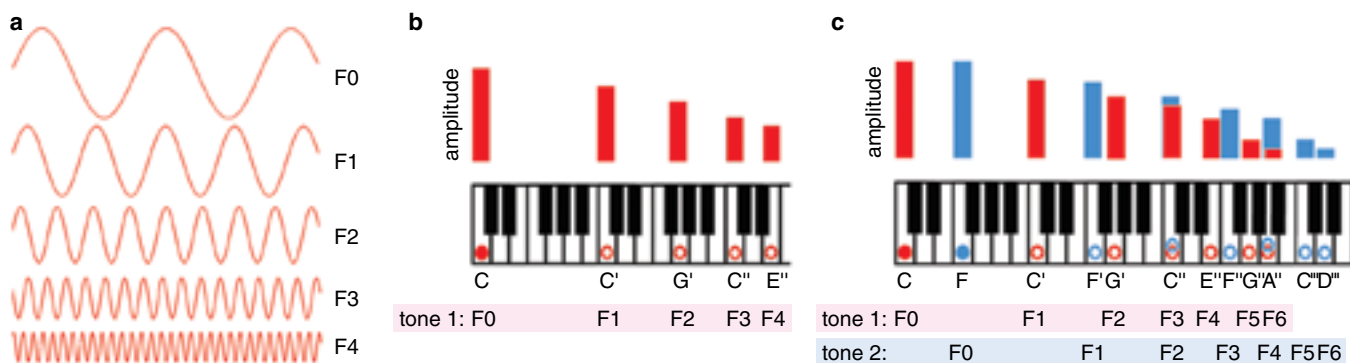
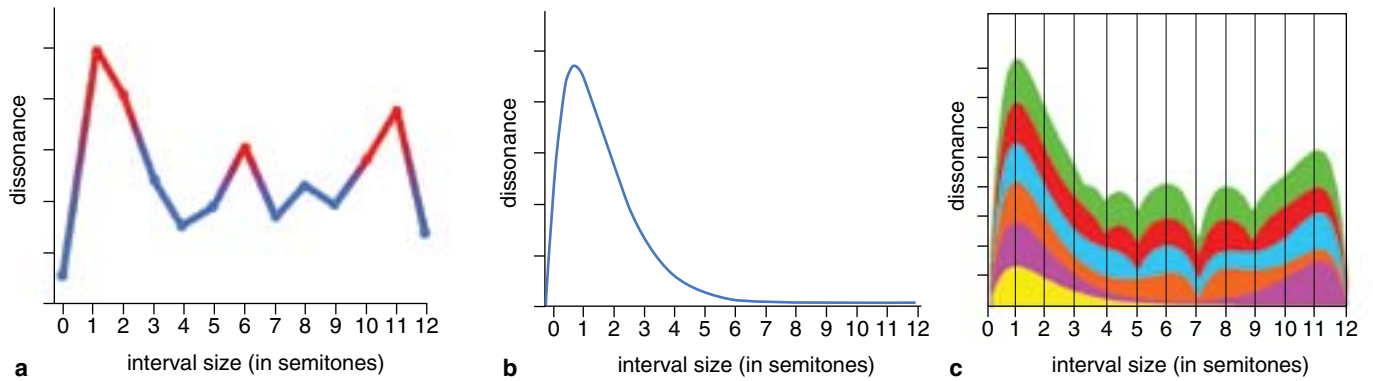


Figure 3. The fundamental frequency (F0) of a tone can be described as a pure sine wave (a). Above F0 lie a number of upper partials with higher frequencies (F1–F4) that contribute to our perceptions of nearly all musical tones. F1 lies one octave (double the frequency) above F0 and, in this case (b), is described as C'. F2, F3 and F4 are further multiples of F0, in this case G', C'' and E'. When two fundamentals are included (c), the upper partials interact in complex ways. The relative strengths of tones and upper partials are shown by amplitude bars (C = red, F = blue).



**Figure 4.** Perception of a chord as dissonant or consonant depends on the intervals between tones and upper partials (a). In empirical tests, the dissonance reported by listeners is greatest when two musical tones are separated by one or two semitones (the distance between two adjacent piano keys, white or black). Dissonance also peaks at an interval of 11 semitones and, to a lesser extent, at 6 semitones. Plomp and Levelt's model explained the perception of dissonance by taking the effect of upper partials into account. They postulated a theoretical dissonance curve (b) that peaks at 1 to 2 semitones but does not exhibit the 6- and 11-semitone peaks. When the upper partials were added (c), however, the result began to resemble the empirical curve. Dips in this curve (that is, particularly consonant intervals) lie at or near many of the intervals of the diatonic scales (3, 4, 5, 7, 9 and 12 semitones).

chords that lie in the gaps of this grid. (For example, Arabic and Turkish music use a scale with 24 tones in an octave, compared to only 12 in Western music, and thus enjoy a greater variety of possible harmonies.)

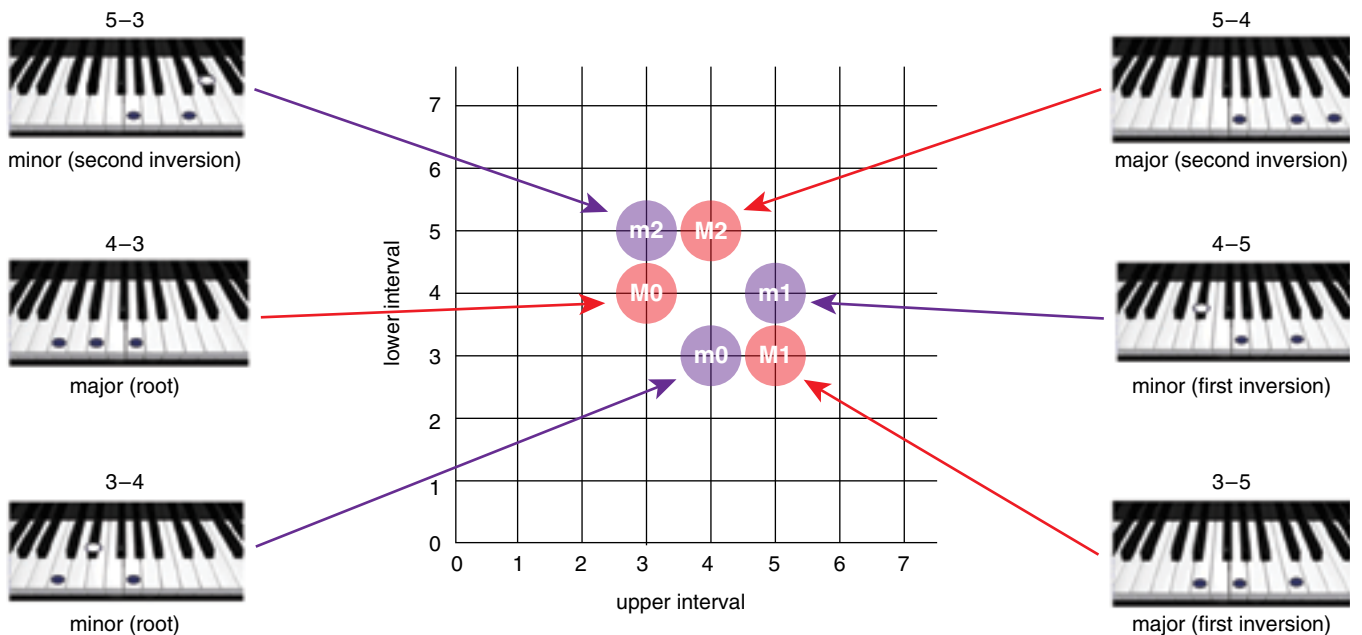
Figure 5 shows various inversions of the major and minor triads, in which one or two notes are raised by an octave. The six types of chords shown in this figure provide the harmonic framework for nearly all Western classical and popular music. The other locations on the triadic grid include many other chords of varying utility

and beauty, as well as certain chords that are simply avoided in most types of music.

The triadic grid provides a useful framework for studying how the inclusion of the upper partials affects the harmonic sonority of a 3-tone chord. This framework will enable us to address the two main questions we referred to in the introduction: Why are certain triads perceived as more or less stable, and how can we account for the commonly perceived positive and negative emotional valence of the major and minor chords?

### Dissonance in Triads

Structurally, each triad contains three distinct intervals, so the obvious first step in trying to explain their sonority is to add up the dissonance of these intervals to obtain the total dissonance. Figure 6a illustrates the total dissonance of all the triads on the triadic grid, taking into account only the fundamental frequencies. The figure shows two strips of relatively strong dissonance, corresponding to triads that contain an interval of one or two semitones. An oblique view of the graph shows the dissonance even



**Figure 5.** Triads can be described as a pair of intervals on a grid. The interval between the two lower tones is plotted on the vertical axis and the upper interval is plotted on the horizontal one. Thus a major triad (in root position) has a lower interval of 4 semitones and an upper interval of 3 semitones. A first inversion raises the lowest tone by one octave; a second inversion raises the lowest two tones by one octave. The six major and minor triads provide the harmonic framework for nearly all Western classical and popular music.

more clearly. We can see an extremely steep peak of dissonance when *both* intervals are one semitone in magnitude, and two high ridges of dissonance when *one* of the intervals is less than two semitones. The remainder of the triadic grid is a valley of consonance—and this is where all of the common triads lie.

When we add one set of upper partials to the calculation of total dissonance, the “valley of consonance” splits into two regions (Figure 6b). As we add more upper partials, the fine structure of the maps gradually gets more complicated, but the general pattern remains more or less the same (Figure 6c). That is, there are regions of strong dissonance (when either interval is small) and expanses of relatively strong consonance (where all of the common triads lie).

Clearly, an explanation of harmony in general cannot rely solely on the total dissonance of triads, because such a view would imply that all of the commonly used triads have more or less the same sonority. Perceptually, that is simply not true. Major and minor chords are commonly described as stable, final and resolved. Other triads, even those that do not contain any 1- or 2-semitone intervals, are heard as tense or unresolved. A study published in 1986 by Linda Roberts, an expert in auditory perception at Bell Laboratories, showed that these perceptions were consistent among musicians and non-musicians; others have tested children and adults, and people from the West and Far East with similar results. Thus, factors other than dissonance must be involved in the sonority of a chord.

Realizing that “sensory dissonance” can explain only so much, music psychologists such as Sloboda, Huron, David Temperley and Klaus Scherer have assumed that normal listeners become “brainwashed” to hear the major and minor chords as stable and resolved, simply because they are so frequently employed in all kinds of popular music. Because the other chords are used less often, they maintain, listeners hear them as unfamiliar, and therefore as ambiguous, unresolved and “musically dissonant,” even though they are not acoustically dissonant.

In essence, these theorists invite us to consider all aspects of music perception as being social constructs, and to believe in the overpowering influence of learning and culture. The antidote

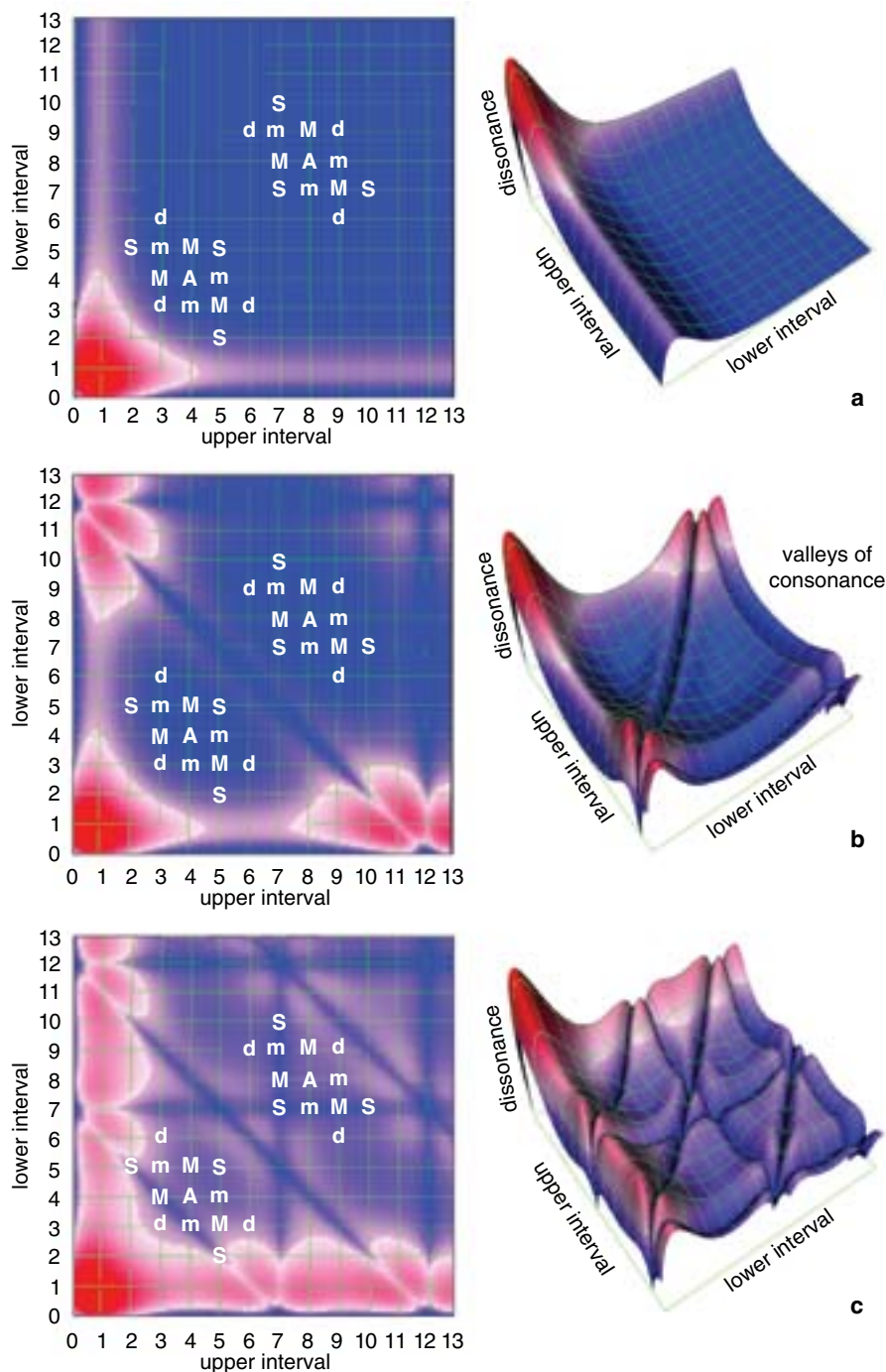


Figure 6. Sonority of triads containing intervals of 0 to 13 semitones can be depicted as a three-dimensional surface, with dark blue indicating low dissonance and red indicating high. When only the fundamentals are considered, small intervals exclusively produce dissonance (a). But when one set of upper partials is added (b), the “valley of consonance” splits into two regions. As more upper partials are added (c) the surface further subdivides but the general pattern remains more or less the same. All of the significant chord types congregate in and around areas of relative consonance, where M denotes major; m, minor; A, augmented; d, diminished; and S, suspended fourth.

to such ideas is simply to play, for example, an augmented chord (C-E-G#) followed by a major (C-E-G) or minor (C#-E-G#) chord ... and listen. Even though all of the intervals in the augmented chord are consonant, there is something inherently tense, unsettled

and unstable about it—something unmistakable in its acoustical structure that even people with minimal exposure to music hear and feel. It is that common perception that music psychologists would like to explain on an acoustical basis.

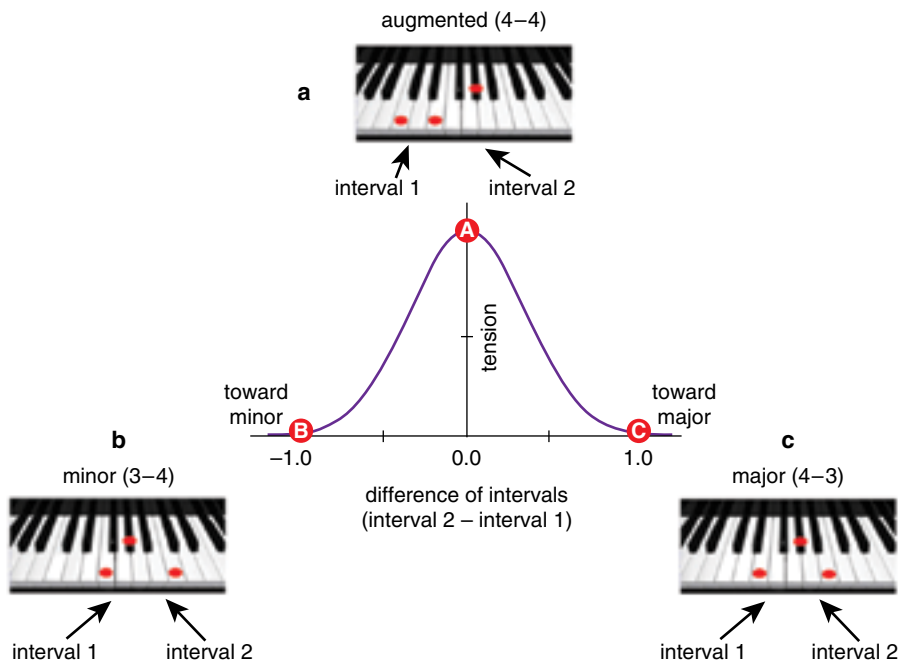


Figure 7. Certain triads invoke tension, which is definitely not consonance but also not exactly dissonance. It is a feeling the listener hopes will be resolved to stability. Tension is enhanced when the intervals in a triad are equal. In example *a*, the augmented chord has lower and upper intervals of 4 semitones. A minor chord (*b*) has intervals of 3 and 4, whereas a major chord (*c*) has intervals of 4 and 3. (Adapted from Cook 2002.)

### Tension in Chords

If 2-tone dissonance does not completely explain the sonority of a triad, the next step is to examine the 3-tone configurations of chords. In his classic book, *Emotion and Meaning in Music*, psychologist Leonard Meyer suggested that the tension in certain chords arises from the equivalence of the two intervals contained within them (for example, 3–3, 4–4 or 5–5 semitone spacing). According to Meyer, when a chord or short melody of three notes contains two neighboring intervals of precisely the same size (in semitone units), the tonal focus becomes ambiguous and the music takes on an unsettled character. In other words, the listener perceives tension because it is unclear how to group the equally-spaced tones. In contrast, when a 3-tone combination has two unequal intervals and no dissonance (that is, 3–4, 4–5, 5–3, 4–3, 3–5, 5–4 semitone spacing), the listener hears stability.

Of course, most people do not consciously think about the relative spacing or “grouping” of tones. Nevertheless, the human auditory system has evolved the ability to notice it subconsciously. In the conclusion of this article, we will discuss one possible reason why.

Inspired by Plomp and Levelt’s approach to dissonance, we developed

a psychophysical model of Meyer’s theory by defining an abstract *tension curve* for triads (Figure 7). The curve has a peak when the two intervals in the triad are equivalent. When one interval is greater than the other by at least a full semitone, breaking the symmetry, the tension drops to zero.

The original version of Meyer’s theory seems to have one flaw in it. Besides the augmented chord shown in Figure 7, many other triads also have an unsettled, tense character—for example the so-called inversions of the diminished chords. Yet these triads do not appear to satisfy Meyer’s description of intervallic equivalence.

The resolution to this puzzle begins to become apparent when we bring the upper partials into consideration. In Figure 8, we have plotted the “total tension” in each chord, using the theoretical tension curve from Figure 7. When we compute the total tension using only the fundamental frequencies, as in Figure 8a, we see a ridge of high tension that corresponds to all the symmetric chords. The augmented chord (A), one of the diminished chords (d) and one of the suspended fourth chords (S) lie on this ridge; on the other hand, inversions of the diminished and suspended fourth lie in the blue valley of low tension. This

figure is, in essence, a visual representation of Meyer’s argument from 1956, including its apparent flaw.

Figures 8b and 8c show how the addition of upper partials vindicates Meyer’s theory. Even with only one upper partial, as in Figure 8b, all of the diminished and suspended-fourth chords lie on ridges of high tension. When we add more partials, as in Figure 8c, we find that the major and minor chords continue to lie in blue valleys of stability.

### The Instability of Triads

The tension model indicates that the diminished, augmented and suspended-fourth triads have high tension—in all of their inversions and when played over one or two octaves. Thus, the total harmonic “instability” of triads is a consequence of two independent acoustical factors. The first is interval dissonance and has been acknowledged to be an important part of music perception at least since Helmholtz’s experimental work in the 19th century. The second factor is triadic tension, which is explicitly a three-tone effect (Meyer, 1956).

Going one step further, we can estimate the total harmonic instability of any triad by adding together the dissonance and tension factors, while gradually including the effects of more and more of the upper partials. Figure 9 shows the results for 3-tone chords with up to four partials. Again, we see that the major and minor chords lie in regions of relative stability, in all of their inversions and when played over one or two octaves. The other, less commonly used chords lie on ridges or peaks of instability.

This model implies that the Renaissance musicians of the 14th century were not simply the lucky inventors of a musical idiom that proved to be popular. On the contrary, they were discoverers—musicians who were sensitive to the symmetry or asymmetry in the acoustical patterns of three-tone configurations, whereas their medieval predecessors had remained enthralled by lower-level interval effects.

Questions concerning the relative influence of intervals and chords in music are still debated passionately today, but it is clearly a misunderstanding to maintain that either effect alone explains harmony. When music employs intervals, consonance is the most important issue, and the tuning should seek the sweetest, most consonant com-

combination of the two tones. But when music includes triads, the tuning of the chord as a chord becomes the primary perceptual event. It is then the relative spacing of the intervals, not the location of the tones relative to the tonic, which becomes of central concern. Thus, the Renaissance discoverers of harmony

achieved a shift in focus—away from the “perfection” or “imperfection” of intervals and toward the symmetry or asymmetry of 3-tone configurations.

### The Affective Valence of Triads

If interval dissonance and triad tension were the only factors determining the

sonority of triads, we should expect that all of the major and minor chords would sound rather similar. Yet there is ample evidence that they do not. Children as young as three years old will associate pieces in a minor mode with a sad face, and pieces in a major mode with a smiling face. Casino

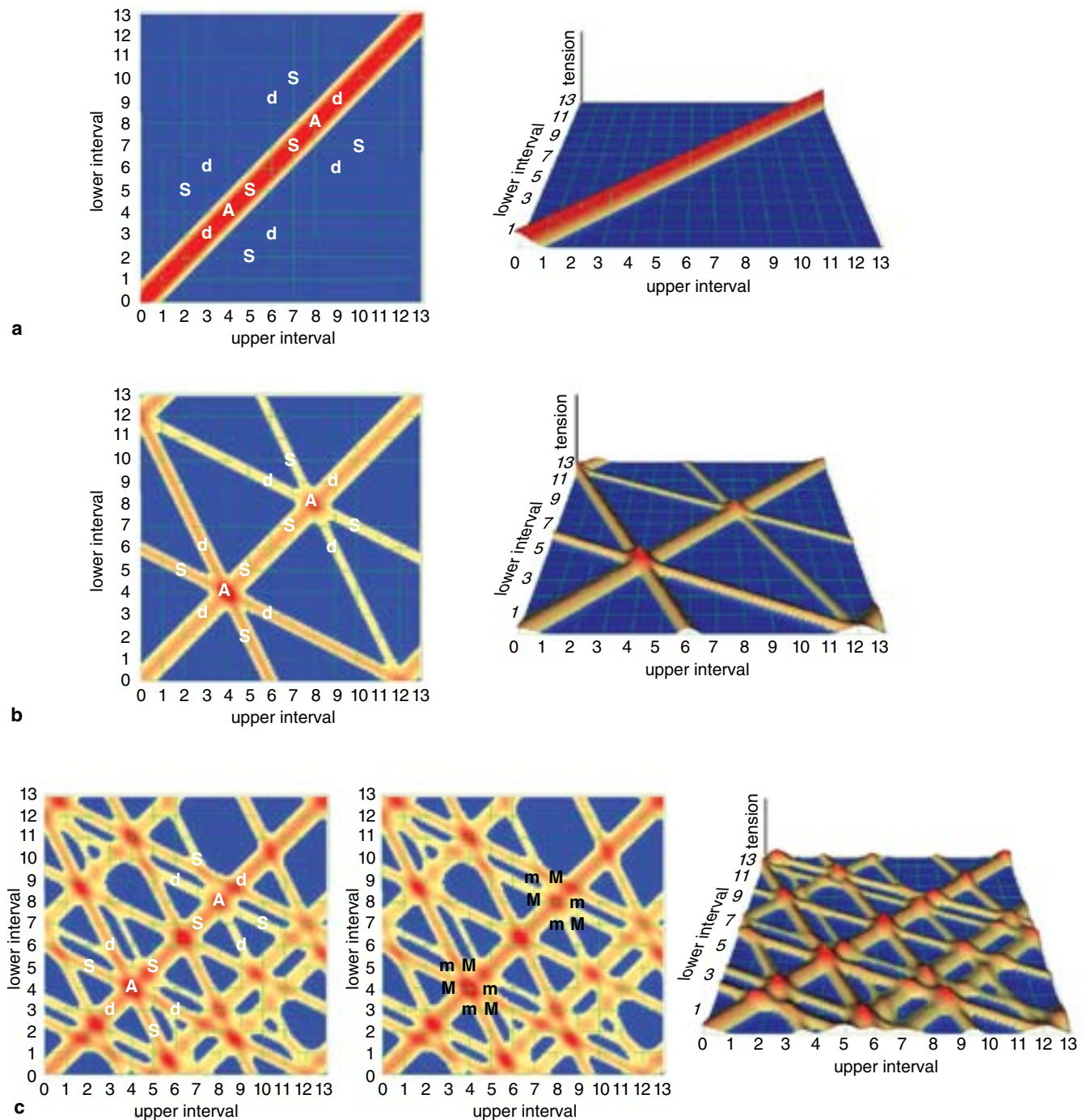


Figure 8. The theoretical tension of triads with equal intervals is high on a simple diagonal (red) when only the fundamental frequencies are considered (a). This explains the unsettled character of some of the suspended (S), augmented (A) and diminished (d) chords. When both the fundamental and the first upper partials are included (b), further intersecting lines of tension appear, accounting for the high tension of the other suspended and diminished chords. Note also the peaks in the three-dimensional view. When the fundamental and four upper partials are considered, the “map” becomes more complicated (c) but the S, A and d chords still occupy high-tension zones. These added demarcations also bound areas of low tension, where the major (M) and minor (m) chords lie.



operators fill their casinos with slot machines that play tones in C-major—hoping to create a comfortable, reassuring acoustic environment for gamblers. NBC-TV’s signature three-tone cadence forms a major chord. Even the labels “major” and “minor” suggest something perceptually distinct about these two classes of chords. In English, French and Italian, the major/minor distinction suggests differences in size and strength. In German, Dur and Moll mean hard (durable) and soft (mollify).

The emotional valence of major and minor chords can of course be suppressed and even reversed through rhythm, timbres or lyrics that tell a different story. However, if all else is held constant, major triads will be heard as “positive,” whereas minor chords have a “negative” affect. That difference is one of the longest-standing puzzles of Western harmony. It is also one of the most important, because the emotions evoked by major and minor harmonies help give music its meaning. They distinguish music from the unfocused meandering of birdsong or the cacophony of a city street.

We have seen that the relative size of the two intervals was the key to understanding triadic tension. Moreover, from a state of “intervallic equivalence” (with its inherent perceptual tension), there are only two directions of pitch movement that can reduce the tension. Either the lower interval can be made greater than the upper interval, in which case the chord resolves to a major triad, or the lower interval can be made smaller, which corresponds to a minor triad.

This reasoning suggests that we should reformulate the tension model so that the *direction of motion* away from symmetry indicates the degree of “majorishness” or “minorishness” of any 3-tone chord.

Thus, in Figure 10a, we propose a *modality curve* to distinguish the two types of resolution. The horizontal axis shows the difference between the two intervals in the chord, in semitone units. When there is no difference, the chord is ambiguous, and its “valence score” on the vertical axis is zero. The valence score rises or falls to a maximum or minimum when the difference between the intervals is exactly 1.0 or -1.0 semitone (points a and b). The valence score falls to zero again if the difference is two or more semitones.

As in the dissonance and tension models, considering only the funda-

mental frequencies leads to an overly simple picture that misclassifies certain chords. In Figures 10b and 10c, the triads composed of a 3-semitone interval and a 5-semitone interval (either 3-5 or 5-3) are located in regions that are neither orange nor blue—neither major nor minor, which contradicts what we know from musical experience.

When we include the upper partials, however, the total valence scores are remarkably consistent with our perceptions of major and minor triads. Even with only the first set of upper partials (Figure 10d), we find peninsulas of positive (orange) and negative (blue) valence at all of the major and minor triads. The tension chords (d, A, S), on the other hand, fall in between the regions of positive or negative modality, as would be expected from traditional harmony theory.

Thus, among the upper partials of all of the major chords, there is a predominance of triadic structures where the lower interval is one semitone larger than the upper interval. Minor chords show the opposite structural feature. The brain could, in theory, identify the major or minor nature of a chord simply by summing the valences of all of the possible three-tone combinations of partials.

## Conclusion

Now that we have a model of how listeners identify a chord as major or minor, we may take the final step and speculate as to why the acoustical valence carries an emotional valence as well.

We contend that the emotional symbolism of major and minor chords has a biological basis. Across the animal kingdom, vocalizations with a descending pitch are used to signal social strength, aggression or dominance. Similarly, vocalizations with a rising pitch connote social weakness, defeat or submission. Of course, animals convey these messages in other ways as well, with facial expressions, body posture and so on—but all else being equal, changes in the fundamental frequency of the voice have intrinsic meaning.

This same *frequency code* has been absorbed, though attenuated, in human speech patterns: A rising inflection is commonly used to denote questions, politeness or deference, whereas a falling inflection signals commands, statements or dominance. How might this translate to a musical context? If we start with a tense, ambiguous

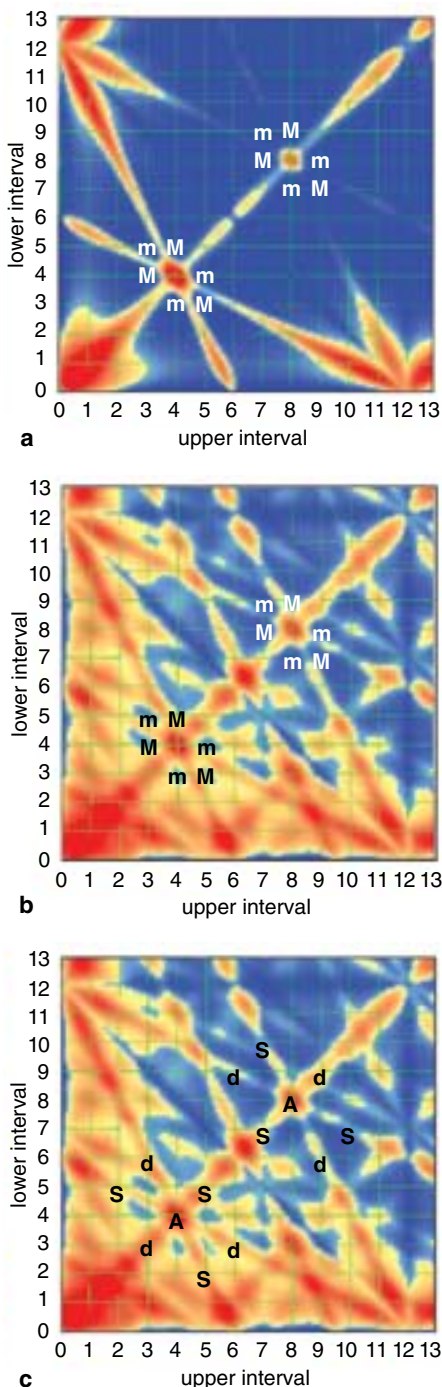
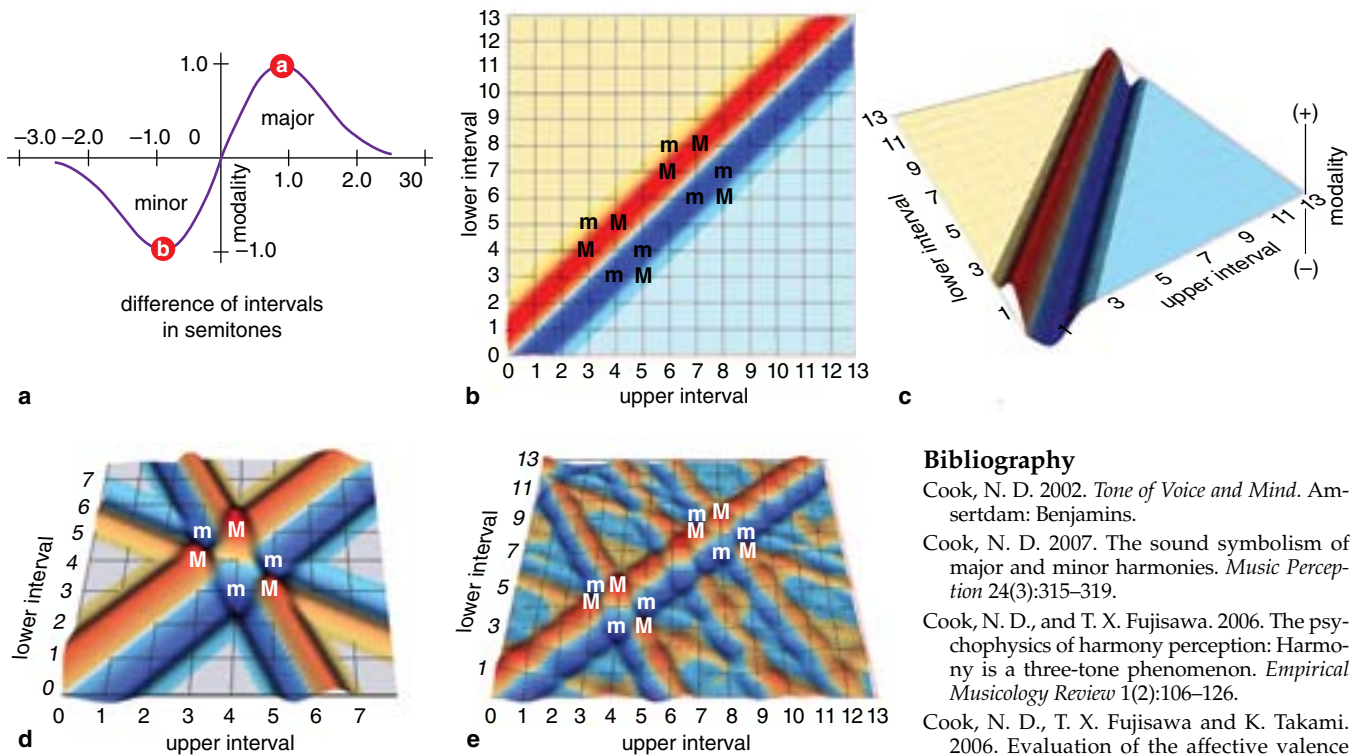


Figure 9. The total harmonic instability of any triad can be shown by adding together dissonance and tension factors. Once again, the picture is relatively simple when only F0 and F1 are included (a), with major and minor chords lying in low dissonance/tension areas (blue). But when four upper partials are added to the picture (b), major and minor chords continue to congregate in low zones, whereas suspended (S), augmented (A) and diminished (d) chords lie in areas of high instability (red).



**Figure 10.** Interval dissonance and triad tension separate chords into categories but fail to explain why major and minor chords don't sound similar. The authors propose that the direction of motion away from interval symmetry (tension) determines the degree to which a chord is "majorish" or "minorish." If the two intervals of a triad are equal, both the difference in intervals and the "valence score" (vertical, or modality, axis) are zero (a). As the lower interval minus the upper interval approaches +1, the modality approaches +1, or major. As the lower interval minus the upper interval approaches -1, the modality approaches -1, or minor. When only the fundamentals of the triad are considered, the valence values are as shown in (b) and (c), and only four of the six major and minor chords have appropriate valence scores. But when F1 is added (d), all of the minor triads have negative valence scores and all of the major triads have positive valence scores (red). On the expanded triadic grid, when F0-F4 are included (e) all 12 of the major and minor chords have positive and negative valence scores, respectively.

chord—for example, the augmented chord containing two 4-semitone intervals—and decrease *any one* of the three fundamentals by one semitone, the chord will resolve into a major key. It will then have a 5-4, 3-5, or 4-3 semitone structure. Conversely, if we resolve the ambiguous chord by *raising* any one of the three fundamentals by a semitone, we will obtain a minor chord. The universal emotional response to these chords stems, we believe, directly from an instinctive, preverbal understanding of the frequency code in nature. One of us (Cook) has explored this in more detail (see the bibliography).

Individual tastes and musical styles vary widely. In the West, music has changed over the centuries from styles that employed predominantly the resolved major and minor chords to styles that include more and more dissonant intervals and unresolved chords. Inevitably, some composers

have taken this historical trend to its logical extreme, and produced music that fanatically avoids all indications of consonance or harmonic resolution. Such surprisingly colorless "chromatic" music is intellectually interesting, but notably lacking in the ebb and flow of tension and resolution that most popular music employs, and that most listeners crave. Whatever one's own personal preferences may be for dissonance and unresolved harmonies, some kind of balance between consonance and dissonance, and between harmonic tension and resolution, seems to be essential—genre by genre, and individual by individual—to assure the emotional ups and downs that make music satisfying.

#### Acknowledgement

*Thanks for critical comments on the visual display of harmony go to the participants at the Image and Meaning Workshop 2.4 at Harvard, October 26-27, 2007.*

#### Bibliography

- Cook, N. D. 2002. *Tone of Voice and Mind*. Amsterdam: Benjamins.
- Cook, N. D. 2007. The sound symbolism of major and minor harmonies. *Music Perception* 24(3):315-319.
- Cook, N. D., and T. X. Fujisawa. 2006. The psychophysics of harmony perception: Harmony is a three-tone phenomenon. *Empirical Musicology Review* 1(2):106-126.
- Cook, N. D., T. X. Fujisawa and K. Takami. 2006. Evaluation of the affective valence of speech using pitch substructure. *IEEE Transactions on Audio, Speech and Language Processing* 14:142-151.
- Helmholtz, H. L. F. 1877. *On the Sensations of Tone as a Physiological Basis for the Theory of Music*. Mineola, N.Y.: Dover Publications, 1954.
- Kastner, M. P., and R. G. Crowder. 1990. Perception of major/minor: IV. Emotional connotations in young children. *Music Perception* 8:189-202.
- Meyer, L. B. 1956. *Emotion and Meaning in Music*. Chicago: Chicago University Press.
- Narmour, E. 1990. *The Analysis of Cognition of Basic Melodic Structures*. Chicago: Chicago University Press.
- Plomp, R., and W. J. M. Levelt. 1965. Tonal consonances and critical bandwidth. *Journal of the Acoustical Society of America* 35:548-560.
- Roberts, L. 1986. Consonant judgments of musical chords by musicians and untrained listeners. *Acustica* 62:163-171.
- Sethares, W. A. 199. *Tuning, Timbre, Spectrum, Scale*. Berlin: Springer.

For relevant Web links, consult this issue of *American Scientist Online*:

[http://www.americanscientist.org/Issue TOC/issue/1101](http://www.americanscientist.org/Issue%20TOC/issue/1101)